

STATE OF NEW MEXICO
CITY OF RIO COMMUNITIES
RESOLUTION 2016-69

2016 FINAL QUARTER FINANCIAL REPORT
YEAR ENDING JUNE 30, 2016

WHEREAS, the Governing Board in and for the City of Rio Communities, State of New Mexico has developed a budget for fiscal year 2015 – 2016; and

WHEREAS, the final quarterly report has been reviewed and approved to ensure the accuracy of the beginning balances used on the FY 2016 budget; and

WHEREAS, it is hereby certified that the contents in this report are true and correct to the best of our knowledge and that this report depicts all funds for fiscal year 2016.

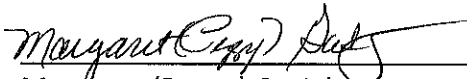
NOW THEREFORE, BE IT HEREBY RESOLVED that the governing body of the City of Rio Communities, State of New Mexico hereby approves the final quarterly report for FY 2016 hereinafter described as Attachment "A" and respectfully requests approval from the Local Government Division of the Department of Finance and Administration.

BE IT ORDAINED BY THE GOVERNING BODY OF THE CITY OF RIO COMMUNITIES, NEW MEXICO, HEREBY PASSED, APPROVED AND ADOPTED THIS 19th DAY OF JULY 2016.

City of Rio Communities Governing Body




Mark Gwinn,
Mayor




Margaret (Peggy) Gutjahr,
Councilor Mayor Pro-tem

William (Bill) Brown,
Councilor

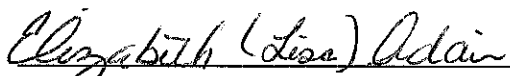


Arturo R. Sais,
Councilor




Thomas Scroggins,
Councilor

ATTEST



Elizabeth (Lisa) Adair,
Municipal Clerk



MUNICIPALITY: City of Rio Cuj
DEPARTMENT OF FINANCE AND ADMINISTRATION
LOCAL GOVERNMENT DIVISION
 Period Ending: 06/30/2016
 SUBMIT TO LOCAL GOVERNMENT DIVISION NO LATER THAN 30 DAYS AFTER THE CLOSE OF EACH QUARTER.
 Prepared By: Marilyn Winters

Fund #	FUND NAME	BEGINNING CASH BALANCE CURRENT FY (1)	YEAR-TO-DATE TRANSACTIONS						QTR ENDING CASH BALANCE (1)+(2)-(3)+(4)+(5) (6)	INVESTMENTS (7)	CASH + INVESTMENTS (8)	REQUIRED RESERVES (9)	AVAILABLE CASH (8) - (9)
			REVENUES TO DATE (2)	TRANSFERS TO DATE (3)	EXPENDITURES TO DATE (4)	ADJUSTMENTS (5)	INVESTMENTS (7)	CASH + INVESTMENTS (8)					
101	GENERAL FUND (GF)	\$1,560,870	744,024	(414,600)	252,571	0	\$1,637,723	0	\$1,637,723	21,048	\$1,616,675		
201	CORRECTION	\$0	0	13,750	0	0	\$13,750	0	\$13,750		\$13,750		
202	ENVIRONMENTAL GR	\$2,816	9,111	0	2,511	0	\$9,415	0	\$9,415		\$9,415		
206	EMS	\$0	20,117	0	19,387	0	\$730	0	\$730		\$730		
207	ENHANCED 911	\$0	0	0	0	0	\$0	0	\$0		\$0		
209	FIRE PROTECTION FUND	\$115	197,807	0	171,854	0	\$26,068	0	\$26,068		\$26,068		
211	LEPF	\$0	0	20,000	0	0	\$0	0	\$0		\$0		
214	LODGERS' TAX	\$0	0	0	0	0	\$0	0	\$0		\$0		
216	MUNICIPAL STREET	\$8,595	27,691	75,850	27,108	0	\$85,028	0	\$85,028		\$85,028		
217	RECREATION	\$0	0	0	0	0	\$0	0	\$0		\$0		
218	INTERGOVERNMENTAL GRANTS	\$0	0	0	0	0	\$0	0	\$0		\$0		
219	SENIOR CITIZEN	\$0	0	0	0	0	\$0	0	\$0		\$0		
223	DWI PROGRAM	\$0	0	0	0	0	\$0	0	\$0		\$0		
299	OTHER	\$0	0	0	0	0	\$0	0	\$0		\$0		
300	CAPITAL PROJECT FUNDS	\$265	200,000	305,000	294,570	0	\$210,695	0	\$210,695		\$210,695		
401	G. O. BONDS	\$0	0	0	0	0	\$0	0	\$0		\$0		
402	REVENUE BONDS	\$0	0	0	0	0	\$0	0	\$0		\$0		
403	DEBT SERVICE OTHER	\$0	0	0	0	0	\$0	0	\$0		\$0		
500	ENTERPRISE FUNDS	\$0	0	0	0	0	\$0	0	\$0		\$0		
	Water Fund	\$0	0	0	0	0	\$0	0	\$0		\$0		
	Solid Waste	\$0	0	0	0	0	\$0	0	\$0		\$0		
	Waste Water	\$0	0	0	0	0	\$0	0	\$0		\$0		
	Airport	\$0	0	0	0	0	\$0	0	\$0		\$0		
	Ambulance	\$0	0	0	0	0	\$0	0	\$0		\$0		
	Cemetery	\$0	0	0	0	0	\$0	0	\$0		\$0		
	Housing	\$0	0	0	0	0	\$0	0	\$0		\$0		
	Parking	\$0	0	0	0	0	\$0	0	\$0		\$0		
	Other Enterprise (enter fund)	\$0	0	0	0	0	\$0	0	\$0		\$0		
	Other Enterprise (enter fund)	\$0	0	0	0	0	\$0	0	\$0		\$0		
	Other Enterprise (enter fund)	\$0	0	0	0	0	\$0	0	\$0		\$0		
	Other Enterprise (enter fund)	\$0	0	0	0	0	\$0	0	\$0		\$0		
600	INTERNAL SERVICE FUNDS	\$0	0	0	0	0	\$0	0	\$0		\$0		
700	TRUST AND AGENCY FUNDS	\$0	0	0	0	0	\$0	0	\$0		\$0		
GRAND TOTAL		\$1,572,661	\$1,198,750	\$0	\$788,001	\$0	\$1,983,409	\$0	\$1,983,409	\$21,048	\$1,962,362		

GENERAL FUND - MUNICIPALITY

COMPARATIVE STATEMENT OF REVENUES AND EXPENDITURES	BUDGETED AMOUNTS			ACTUALS Y-T-D	ENCUMBRANCES Y-T-D	Variance With Adjusted Budget Positive (Negative)	
	Approved Budget	Budget Adjustments	Adjusted Budget			\$	%
REVENUES							
Taxes:							
Property Tax - Current Year	\$120,000	\$0	\$120,000	\$203,980		\$83,980	169.98%
Property Tax - Delinquent	\$0	\$0	\$0	\$0		\$0	n/a
Property Tax - Penalty & Interest	\$0	\$0	\$0	\$0		\$0	n/a
Oil and Gas - Equipment	\$0	\$0	\$0	\$0		\$0	n/a
Oil and Gas - Production	\$0	\$0	\$0	\$0		\$0	n/a
Franchise Fees	\$50,000	\$0	\$50,000	\$49,487		(\$513)	98.97%
Gross receipts - Local Option	\$46,000	\$0	\$46,000	\$86,275		\$40,275	187.55%
Gross Receipts - Infrastructure	\$15,000	\$0	\$15,000	\$18,371		\$3,371	122.47%
Gross Receipts - Environment	\$0	\$0	\$0	\$0		\$0	n/a
Gross Receipts - Other Dedication	\$0	\$0	\$0	\$0		\$0	n/a
Intergovernmental -State Shared:							
Gross receipts	\$160,000	\$0	\$160,000	\$187,500		\$27,500	117.19%
Cigarette Tax	\$0	\$0	\$0	\$0		\$0	n/a
Gas Tax [1 cent]	\$0	\$0	\$0	\$0		\$0	n/a
Gas Tax [2 cent]	\$0	\$0	\$0	\$0		\$0	n/a
Motor Vehicle	\$0	\$0	\$0	\$0		\$0	n/a
Grants - Federal	\$0	\$0	\$0	\$0		\$0	n/a
Grants - State	\$0	\$0	\$0	\$0		\$0	n/a
Grants - Local	\$0	\$0	\$0	\$0		\$0	n/a
Legislative Appropriations	\$0	\$0	\$0	\$0		\$0	n/a
Small Cities Assistance	\$150,000	\$0	\$150,000	\$185,154		\$35,154	123.44%
Licenses and Permits	\$1,500	\$0	\$1,500	\$3,402		\$1,902	226.80%
Charges for Services	\$0	\$0	\$0	\$0		\$0	n/a
Fines and Forfeits	\$0	\$0	\$0	\$0		\$0	n/a
Interest on Investments	\$0	\$0	\$0	\$0		\$0	n/a
Miscellaneous	\$0	\$0	\$0	\$9,855		\$9,855	n/a
TOTAL GENERAL FUND REVENUES	\$542,500	\$0	\$542,500	\$744,024		\$201,524	137.15%
EXPENDITURES							
Executive-Legislative	\$7,150	\$0	\$7,150	\$4,720	\$0	\$2,430	66.02%
Judicial	\$750	\$0	\$750	\$2,778	\$0	(\$2,028)	370.46%
Elections	\$5,000	\$0	\$5,000	\$3,935	\$0	\$1,065	78.71%
Finance & Administration	\$196,085	\$0	\$196,085	\$183,350	\$0	\$12,735	93.51%
Public Safety	\$59,900	\$0	\$59,900	\$42,627	\$0	\$17,273	71.16%
Highways & Streets	\$44,516	\$0	\$44,516	\$15,006	\$0	\$29,510	33.71%
Senior Citizens	\$0	\$0	\$0	\$0	\$0	\$0	n/a
Sanitation	\$0	\$0	\$0	\$0	\$0	\$0	n/a
Health and Welfare	\$500	\$0	\$500	\$0	\$0	\$500	0.00%
Culture and Recreation	\$0	\$0	\$0	\$0	\$0	\$0	n/a
Economic Development & Housing	\$1,200	\$0	\$1,200	\$153	\$0	\$1,047	12.75%
Airport	\$0	\$0	\$0	\$0	\$0	\$0	n/a
Other - Miscellaneous	\$0	\$0	\$0	\$0	\$0	\$0	n/a
TOTAL GENERAL FUND EXPENDITURES	\$315,101	\$0	\$315,101	\$252,571	\$0	\$62,530	80.16%
OTHER FINANCING SOURCES							
Transfers In	\$0	\$0	\$0	\$0		\$0	n/a
Transfers (Out)	(\$214,600)	(\$200,000)	(\$414,600)	(\$414,600)		\$0	100.00%
TOTAL - OTHER FINANCING SOURCES	(\$214,600)	(\$200,000)	(\$414,600)	(\$414,600)		\$0	100.00%
Excess (deficiency) of revenues over expenditures				\$76,853			

SPECIAL REVENUES - MUNICIPALITY - QUARTERLY REPORT

SPECIAL REVENUES - RESOURCES	Fund	BUDGET			ACTUALS			
		Approved Budget	Resolutions Adj. Budget	Adjusted Budget	Year to Date Total	Encumbrances (expend line only)	Budget Balance	Budget Variance %
CORRECTIONS REVENUES	201							
Correction Fees	201	0	0	0	0		0	n/a
Miscellaneous	201	0	0	0	0		0	n/a
TOTAL Revenues		0	0	0	0		0	n/a
EXPENDITURES	201	13,750	0	13,750	0	0	13,750	0.00%
OTHER FINANCING SOURCES								
Transfers In	201	13,750	0	13,750	13,750		0	100.00%
Transfers (Out)	201	0	0	0	0		0	n/a
TOTAL - OTHER FINANCING SOURCES		13,750	0	13,750	13,750		0	100.00%
Excess (deficiency) of revenues over expenditures	201				13,750			
ENVIRONMENTAL REVENUES	202							
GRT - Environmental	202	8,000	0	8,000	9,111		1,111	113.88%
Miscellaneous	202	0	0	0	0		0	n/a
TOTAL Revenues		8,000	0	8,000	9,111		1,111	113.88%
EXPENDITURES	202	3,000	0	3,000	2,511	0	489	83.71%
OTHER FINANCING SOURCES								
Transfers In	202	0	0	0	0		0	n/a
Transfers (Out)	202	0	0	0	0		0	n/a
TOTAL - OTHER FINANCING SOURCES		0	0	0	0		0	n/a
Excess (deficiency) of revenues over expenditures	202				6,599			
EMS REVENUES	206							
State EMS Grant	206	20,659	0	20,659	20,117		(542)	97.38%
Miscellaneous	206	0	0	0	0		0	n/a
TOTAL Revenues		20,659	0	20,659	20,117		(542)	97.38%
EXPENDITURES	206	20,659	0	20,659	19,387	0	1,272	93.84%
OTHER FINANCING SOURCES								
Transfers In	206	0	0	0	0		0	n/a
Transfers (Out)	206	0	0	0	0		0	n/a
TOTAL - OTHER FINANCING SOURCES		0	0	0	0		0	n/a
Excess (deficiency) of revenues over expenditures	206				730			
E911 REVENUES	207							
State-E-911 Enhancement	207	0	0	0	0		0	n/a
Network & Data Base Grant	207	0	0	0	0		0	n/a
Miscellaneous	207	0	0	0	0		0	n/a
TOTAL Revenues		0	0	0	0		0	n/a
EXPENDITURES	207	0	0	0	0	0	0	n/a
OTHER FINANCING SOURCES								
Transfers In	207	0	0	0	0		0	n/a
Transfers (Out)	207	0	0	0	0		0	n/a
TOTAL - OTHER FINANCING SOURCES		0	0	0	0		0	n/a
Excess (deficiency) of revenues over expenditures	207				0			
FIRE PROTECTION REVENUES	209							
State - Fire Marshall Allotment	209	195,000	0	195,000	155,704		(39,296)	79.85%
Miscellaneous	209	0	0	0	42,103		42,103	n/a

MUNICIPALITY: City of Rio Communities SPECIAL REVENUES - MUNICIPALITY - QUARTERLY REPORT
 Period Ending: 06/30/2016

SPECIAL REVENUES - RESOURCES	Fund	BUDGET			ACTUALS		Encumbrances (expend line only)	Budget Balance	Budget Variance %
		Approved Budget	Resolutions Adj. Budget	Adjusted Budget	Year to Date Total				
TOTAL Revenues		195,000	0	195,000	197,807		2,807	101.44%	
EXPENDITURES	209	195,000	0	195,000	171,854	0	23,146	88.13%	
OTHER FINANCING SOURCES									
Transfers In	209	0	0	0	0		0	n/a	
Transfers (Out)	209	0	0	0	0		0	n/a	
TOTAL - OTHER FINANCING SOURCES		0	0	0	0		0	n/a	
Excess (deficiency) of revenues over expen	209				25,953				
LAW ENFORCEMENT PROTECTION REVENUES	211								
State-Law Enforcement Protection	211	0	0	0	0		0	n/a	
Miscellaneous	211	0	0	0	0		0	n/a	
TOTAL Revenues		0	0	0	0		0	n/a	
EXPENDITURES	211	20,000	0	20,000	20,000	0	0	100.00%	
OTHER FINANCING SOURCES									
Transfers In	211	20,000	0	20,000	20,000		0	100.00%	
Transfers (Out)	211	0	0	0	0		0	n/a	
TOTAL - OTHER FINANCING SOURCES		20,000	0	20,000	20,000		0	100.00%	
Excess (deficiency) of revenues over expen	211				0				
LODGERS' TAX REVENUES	214								
Lodgers' Tax	214	0	0	0	0		0	n/a	
Miscellaneous	214	0	0	0	0		0	n/a	
TOTAL Revenues		0	0	0	0		0	n/a	
EXPENDITURES	214	0	0	0	0	0	0	n/a	
OTHER FINANCING SOURCES									
Transfers In	214	0	0	0	0		0	n/a	
Transfers (Out)	214	0	0	0	0		0	n/a	
TOTAL - OTHER FINANCING SOURCES		0	0	0	0		0	n/a	
Excess (deficiency) of revenues over expen	214				0				
MUNICIPAL STREET REVENUES	216								
GRT - Infrastructure (1/8 cent)	216	0	0	0	0		0	n/a	
GRT - Municipal	216	0	0	0	0		0	n/a	
Gasoline Tax - (1 cent / 2 cent)	216	18,000	0	18,000	18,577		577	103.21%	
Motor Vehicle - Registration (all)	216	0	0	0	0		0	n/a	
State Grants	216	0	0	0	0		0	n/a	
Federal Grants	216	0	0	0	0		0	n/a	
Miscellaneous	216	1,000	0	1,000	9,114		8,114	911.43%	
TOTAL Revenues		19,000	0	19,000	27,691		8,691	145.74%	
EXPENDITURES	216	94,850	0	94,850	27,108	0	67,742	28.58%	
OTHER FINANCING SOURCES									
Transfers In	216	75,850	0	75,850	75,850		0	100.00%	
Transfers (Out)	216	0	0	0	0		0	n/a	
TOTAL - OTHER FINANCING SOURCES		75,850	0	75,850	75,850		0	100.00%	
Excess (deficiency) of revenues over expen	216				76,433				
RECREATION REVENUES	217								
Cigarette Tax - (1 cent)	217	0	0	0	0		0	n/a	
Miscellaneous	217	0	0	0	0		0	n/a	

MUNICIPALITY: City of Rio Communities SPECIAL REVENUES - MUNICIPALITY - QUARTERLY REPORT
 Period Ending: 06/30/2016

SPECIAL REVENUES - RESOURCES	Fund	BUDGET			ACTUALS		Encumbrances (expend line only)	Budget Balance	Budget Variance %
		Approved Budget	Resolutions Adj. Budget	Adjusted Budget	Year to Date Total				
TOTAL Revenues		0	0	0	0		0	n/a	
EXPENDITURES	217	0	0	0	0	0	0	n/a	
OTHER FINANCING SOURCES									
Transfers In	217	0	0	0	0		0	n/a	
Transfers (Out)	217	0	0	0	0		0	n/a	
TOTAL - OTHER FINANCING SOURCES		0	0	0	0		0	n/a	
Excess (deficiency) of revenues over expen	217				0				
INTERGOVERNMENTAL GRANTS REVENUES	218								
State Grants	218	0	0	0	0		0	n/a	
Federal Grants	218	0	0	0	0		0	n/a	
Miscellaneous	218	0	0	0	0		0	n/a	
TOTAL Revenues		0	0	0	0		0	n/a	
EXPENDITURES	218	0	0	0	0	0	0	n/a	
OTHER FINANCING SOURCES									
Transfers In	218	0	0	0	0		0	n/a	
Transfers (Out)	218	0	0	0	0		0	n/a	
TOTAL - OTHER FINANCING SOURCES		0	0	0	0		0	n/a	
Excess (deficiency) of revenues over expen	218				0				
SENIOR CITIZENS REVENUES	219								
State Grants	219	0	0	0	0		0	n/a	
Federal Grants	219	0	0	0	0		0	n/a	
Miscellaneous	219	0	0	0	0		0	n/a	
TOTAL Revenues		0	0	0	0		0	n/a	
EXPENDITURES	219	0	0	0	0	0	0	n/a	
OTHER FINANCING SOURCES									
Transfers In	219	0	0	0	0		0	n/a	
Transfers (Out)	219	0	0	0	0		0	n/a	
TOTAL - OTHER FINANCING SOURCES		0	0	0	0		0	n/a	
Excess (deficiency) of revenues over expen	219				0				
DWI REVENUES	223								
State - Formula Distribution (DFA)	223	0	0	0	0		0	n/a	
State - Local Grant (DFA)	223	0	0	0	0		0	n/a	
State Other	223	0	0	0	0		0	n/a	
Federal Grants	223	0	0	0	0		0	n/a	
Miscellaneous	223	0	0	0	0		0	n/a	
TOTAL Revenues		0	0	0	0		0	n/a	
EXPENDITURES	223	0	0	0	0	0	0	n/a	
OTHER FINANCING SOURCES									
Transfers In	223	0	0	0	0		0	n/a	
Transfers (Out)	223	0	0	0	0		0	n/a	
TOTAL - OTHER FINANCING SOURCES		0	0	0	0		0	n/a	
Excess (deficiency) of revenues over expen	223				0				
OTHER - SPECIAL REVENUES	299								
REVENUES	299	0	0	0	0		0	n/a	
EXPENDITURES	299	0	0	0	0	0	0	n/a	

MUNICIPALITY: City of Rio Communities SPECIAL REVENUES - MUNICIPALITY - QUARTERLY REPORT
 Period Ending: 06/30/2016

SPECIAL REVENUES - RESOURCES	Fund	BUDGET			ACTUALS			
		Approved Budget	Resolutions Adj. Budget	Adjusted Budget	Year to Date Total	Encumbrances (expend line only)	Budget Balance	Budget Variance %
TOTAL -OTHER FINANCING SOURCES	299	0	0	0	0		0	n/a
Excess (deficiency) of revenues over expenses	299				0			

CAPITAL PROJECTS

COMPARATIVE STATEMENT OF REVENUES AND EXPENDITURES	BUDGETED AMOUNTS			ACTUALS Y-T-D	ENCUMBRAN CES Y-T-D	Variance With Adjusted Budget Positive (Negative)	
	Approved Budget	Budget Adjustments	Adjusted Budget			\$	%
REVENUES							
GRT- Dedication	\$0	\$0	\$0	\$0		\$0	n/a
GRT- Infrastructure	\$0	\$0	\$0	\$0		\$0	n/a
Bond Proceeds	\$0	\$0	\$0	\$0		\$0	n/a
State Grants	\$0	\$0	\$0	\$0		\$0	n/a
CDBG funding	\$0	\$0	\$0	\$0		\$0	n/a
State Grants	\$0	\$0	\$0	\$0		\$0	n/a
Federal Grants (other)	\$0	\$0	\$0	\$0		\$0	n/a
Legislative Appropriations	\$400,000	\$0	\$400,000	\$200,000		(\$200,000)	50.00%
Investment Income	\$0	\$0	\$0	\$0		\$0	n/a
Miscellaneous	\$0	\$0	\$0	\$0		\$0	n/a
TOTAL CAPITAL PROJECTS REVENUES	\$400,000	\$0	\$400,000	\$200,000		(\$200,000)	50.00%
EXPENDITURES							
Parks Recreation	\$0	\$0	\$0	\$0	\$0	\$0	n/a
Housing	\$0	\$0	\$0	\$0	\$0	\$0	n/a
Equipment & Buildings	\$505,000	\$0	\$505,000	\$294,570	\$0	\$210,430	58.33%
Facilities	\$0	\$0	\$0	\$0	\$0	\$0	n/a
Transit	\$0	\$0	\$0	\$0	\$0	\$0	n/a
Utilities	\$0	\$0	\$0	\$0	\$0	\$0	n/a
Airports	\$0	\$0	\$0	\$0	\$0	\$0	n/a
Infrastructure	\$0	\$0	\$0	\$0	\$0	\$0	n/a
Debt Service Payments (P&I)-GO Bonds	\$0	\$0	\$0	\$0	\$0	\$0	n/a
Debt Service Payments (P&I)-Rev. Bonds	\$0	\$0	\$0	\$0	\$0	\$0	n/a
Other	\$0	\$0	\$0	\$0	\$0	\$0	n/a
TOTAL CAPITAL PROJECTS EXPENDITURE	\$505,000	\$0	\$505,000	\$294,570	\$0	\$210,430	58.33%
OTHER FINANCING SOURCES							
Transfers In	\$105,000	\$200,000	\$305,000	\$305,000		\$0	100.00%
Transfers (Out)	\$0	\$0	\$0	\$0		\$0	n/a
TOTAL - OTHER FINANCING SOURCES	\$105,000	\$200,000	\$305,000	\$305,000		\$0	100.00%
Excess (deficiency) of revenues over expenditures				\$210,430			

The City of Rio Communities

Profit & Loss by Class

July 2015 through June 2016

	00 Revenues (101 General Fund)	01 Executive/Legislative (101 General Fund)	02 Judicial (101 General Fund)	03 Election (101 General Fund)
Ordinary Income/Expense				
Income				
131000 · Property Tax - 2.75 Mill Levy	203,979.78	0.00	0.00	0.00
131100 · Franchise Fees	49,467.40	0.00	0.00	0.00
131115 · Rent/Utility Reimbursement	6,180.13	0.00	0.00	0.00
131220 · Combined Fuel Tax Distribution	0.00	0.00	0.00	0.00
131230 · GRT Environmental	0.00	0.00	0.00	0.00
131240 · GRT - Infrastructure	18,371.17	0.00	0.00	0.00
131250 · GRT - Municipal (Local option)	86,274.75	0.00	0.00	0.00
132410 · GRT State (&IT,MED)	187,499.54	0.00	0.00	0.00
132740 · Legislative Appropriations	0.00	0.00	0.00	0.00
133900 · Licenses & Permits - Business	2,080.00	0.00	0.00	0.00
133910 · Licenses & Permits - Dog	47.00	0.00	0.00	0.00
133920 · Licenses & Permits - Building	1,200.00	0.00	0.00	0.00
133930 · Licenses & Permits - Road Cuts	0.00	0.00	0.00	0.00
133940 · Licenses & Permits - misc	75.00	0.00	0.00	0.00
134020 · Small Cities Assistance	195,154.36	0.00	0.00	0.00
138120 · Miscellaneous Revenue	3,674.53	0.00	0.00	0.00
138141 · State Fire Marshal Allotment	0.00	0.00	0.00	0.00
138142 · Wildland Reimbursement	0.00	0.00	0.00	0.00
138143 · State EMS Fund	0.00	0.00	0.00	0.00
138144 · NM Fire Protection Grant	0.00	0.00	0.00	0.00
Total Income	744,023.68	0.00	0.00	0.00
Gross Profit	744,023.68	0.00	0.00	0.00
Expense				
Void	0.00	0.00	0.00	0.00
141020 · Payroll Expenses	0.00	0.00	0.00	0.00
141021 · Payroll expenses-Manager	0.00	0.00	0.00	0.00
141022 · Payroll Expense-Clerk	0.00	0.00	0.00	0.00
141023 · Payroll Expense-Code Enforcer	0.00	0.00	0.00	0.00
141024 · Payroll Expense-Treasurer	0.00	0.00	0.00	0.00
141025 · Payroll expense - Judge	0.00	0.00	2,600.00	0.00
141026 · Payroll expense - Deputy Clerk	0.00	0.00	0.00	0.00
141027 · Payroll expense - Finance Clerk	0.00	0.00	0.00	0.00
142010 · FICA SSI (CASDI)	0.00	0.00	0.00	0.00
142020 · FICA Medicare	0.00	0.00	0.00	0.00
142060 · Employee Nominal Fee	0.00	0.00	0.00	0.00
142070 · Unemployment Insurance	0.00	0.00	0.00	0.00
142080 · Workers Compensation	0.00	0.00	0.00	0.00
143900 · Travel/Hotel/Per Diem	0.00	1,940.36	118.44	0.00
143920 · Economic Development	0.00	0.00	0.00	0.00
143950 · Gas & Oil for Vehicles	0.00	0.00	0.00	0.00
143960 · Vehicle Repair	0.00	0.00	0.00	0.00
143970 · Car Expense	0.00	0.00	0.00	0.00
144010 · Building- structure/maintenance	0.00	0.00	0.00	0.00
144011 · Construction Projects	0.00	0.00	0.00	0.00
144015 · Ground/ROW Maintenance & Imp.	0.00	0.00	0.00	0.00
144020 · Equipment Maintenance & Repair	0.00	0.00	0.00	0.00
145010 · Audit Contract	0.00	0.00	0.00	0.00
145020 · Attorneys Fees	0.00	0.00	0.00	0.00
145030 · Professional Services	0.00	0.00	0.00	0.00
145902 · Contract -CSA County	0.00	0.00	0.00	0.00
145903 · Contract -VRECC Dispatch	0.00	0.00	0.00	0.00
145904 · Contract -MOU Beien	0.00	0.00	0.00	0.00
145905 · Contract -Pharmaceutical AdmIn	0.00	0.00	0.00	0.00
145908 · Veterinary Care	0.00	0.00	0.00	0.00
146009 · Office Equipment	0.00	0.00	0.00	0.00
146010 · Office Supplies	0.00	0.00	0.00	0.00
146011 · FD Supplies	0.00	0.00	0.00	0.00
146013 · Printer Supplies	0.00	0.00	0.00	0.00
146014 · Tools & Supplies	0.00	0.00	0.00	0.00
146015 · Election	0.00	0.00	0.00	3,057.64
146016 · EMS - EMS Supplies	0.00	0.00	0.00	0.00
146030 · Equipment and Tools	0.00	0.00	0.00	0.00
146031 · FD Equipment	0.00	0.00	0.00	0.00
146032 · EMS Equipment	0.00	0.00	0.00	0.00
146990 · Public Works Supplies/Labor	0.00	0.00	0.00	0.00
146910 · Trash Clean-up/Disposal	0.00	0.00	0.00	0.00
146930 · Health Fair	0.00	0.00	0.00	0.00
147040 · Staff Training	0.00	2,780.00	0.00	0.00
147060 · Insurance (non-employee)	0.00	0.00	0.00	0.00
147061 · Insurance - Fire Group	0.00	0.00	0.00	0.00
147062 · Insurance - Property	0.00	0.00	0.00	0.00
147063 · Insurance -Multi-line Ins. Pool	0.00	0.00	0.00	0.00
147070 · Postage and Mail Services	0.00	0.00	0.00	111.40
147080 · Printing/Publishing (Inc. Ads)	0.00	0.00	0.00	766.39
147086 · Fire Dept Promotional	0.00	0.00	0.00	0.00
147130 · Rent Land/Buildings	0.00	0.00	0.00	0.00
147140 · Subscriptions and Dues	0.00	0.00	60.00	0.00
147145 · Books and Manuals	0.00	0.00	0.00	0.00
147160 · Telephone	0.00	0.00	0.00	0.00
147160 · Utilities - Office	0.00	0.00	0.00	0.00
147162 · Utilities-Fire Dept	0.00	0.00	0.00	0.00
147170 · Street Light Repair	0.00	0.00	0.00	0.00
147210 · Workers Compensation Premiums	0.00	0.00	0.00	0.00
148020 · Equipment and Machinery	0.00	0.00	0.00	0.00
148022 · Uniforms	0.00	0.00	0.00	0.00
148030 · Furniture and Fixtures	0.00	0.00	0.00	0.00
148040 · FinancialAdministration Fees	0.00	0.00	0.00	0.00
Total Expense	0.00	4,720.36	2,778.44	3,935.43
Net Ordinary Income	744,023.68	-4,720.36	-2,778.44	-3,935.43
Other Income/Expense				
Other Income				
900017 · Capital Outlay Transfer In	0.00	0.00	0.00	0.00
Total Other Income	0.00	0.00	0.00	0.00
Other Expense				
900002 · General Fund-Transfer Out	0.00	0.00	0.00	0.00
Total Other Expense	0.00	0.00	0.00	0.00
Net Other Income	0.00	0.00	0.00	0.00
Net Income	744,023.68	-4,720.36	-2,778.44	-3,935.43

The City of Rio Communities
Profit & Loss by Class

July 2015 through June 2016

	04 Finance & Administration (101 General Fund)	Animal Control (05 Public Safety)	Code Enforcement (05 Public Safety)	VRECC (05 Public Safety)
Ordinary Income/Expense				
Income				
131000 - Property Tax - 2.75 Mill Levy	0.00	0.00	0.00	0.00
131100 - Franchise Fees	0.00	0.00	0.00	0.00
131115 - Rent/Utility Reimbursement	0.00	0.00	0.00	0.00
131220 - Combined Fuel Tax Distribution	0.00	0.00	0.00	0.00
131230 - GRT Environmental	0.00	0.00	0.00	0.00
131240 - GRT - Infrastructure	0.00	0.00	0.00	0.00
131250 - GRT - Municipal (Local option)	0.00	0.00	0.00	0.00
132410 - GRT State (SIT,MED)	0.00	0.00	0.00	0.00
132740 - Legislative Appropriations	0.00	0.00	0.00	0.00
133900 - Licenses & Permits - Business	0.00	0.00	0.00	0.00
133910 - Licenses & Permits - Dog	0.00	0.00	0.00	0.00
133920 - Licenses & Permits - Building	0.00	0.00	0.00	0.00
133930 - Licenses & Permits - Road Cuts	0.00	0.00	0.00	0.00
133940 - Licenses & Permits - misc	0.00	0.00	0.00	0.00
134020 - Small Cities Assistance	0.00	0.00	0.00	0.00
138120 - Miscellaneous Revenue	0.00	0.00	0.00	0.00
138141 - State Fire Marshall Allotment	0.00	0.00	0.00	0.00
138142 - Wildland Reimbursement	0.00	0.00	0.00	0.00
138143 - State EMS Fund	0.00	0.00	0.00	0.00
138144 - NM Fire Protection Grant	0.00	0.00	0.00	0.00
Total Income	0.00	0.00	0.00	0.00
Gross Profit	0.00	0.00	0.00	0.00
Expense				
Void	0.00	0.00	0.00	0.00
141020 - Payroll Expenses	1,448.33	0.00	0.00	0.00
141021 - Payroll expenses-Manager	50,846.10	0.00	0.00	0.00
141022 - Payroll Expense-Clerk	25,740.00	0.00	0.00	0.00
141023 - Payroll Expense-Code Enforcer	0.00	0.00	7,809.11	0.00
141024 - Payroll Expense-Treasurer	7,665.50	0.00	0.00	0.00
141025 - Payroll expense - Judge	0.00	0.00	0.00	0.00
141026 - Payroll expense - Deputy Clerk	7,388.26	0.00	0.00	0.00
141027 - Payroll expense - Finance Clerk	7,556.77	0.00	0.00	0.00
142010 - FICA SS (OASDI)	8,349.80	0.00	456.42	0.00
142020 - FICA Medicare	1,483.33	0.00	108.85	0.00
142060 - Employee Nominal Fee	2,700.00	0.00	100.00	0.00
142070 - Unemployment Insurance	2,862.24	0.00	0.00	0.00
142080 - Workers Compensation	43.00	0.00	0.00	0.00
143900 - Travel/Hotel/Per Diem	753.13	0.00	0.00	0.00
143920 - Economic Development	0.00	0.00	0.00	0.00
143950 - Gas & Oil for Vehicles	0.00	0.00	176.10	0.00
143960 - Vehicle Repair	0.00	0.00	619.00	0.00
143970 - Car Expense	0.00	0.00	132.95	0.00
144010 - Building- structure/maintenance	563.18	0.00	0.00	0.00
144011 - Construction Projects	0.00	0.00	0.00	0.00
144015 - Ground/ROW Maintenance & Imp.	322.31	0.00	0.00	0.00
144020 - Equipment Maintenance & Repair	0.00	0.00	0.00	0.00
145010 - Audit Contract	16,078.12	0.00	0.00	0.00
145020 - Attorneys Fees	1,884.35	0.00	0.00	0.00
145030 - Professional Services	1,560.00	0.00	96.50	0.00
145902 - Contract -CSA County	7,575.00	0.00	0.00	0.00
145903 - Contract -VRECC Dispatch	0.00	0.00	0.00	31,742.00
145904 - Contract -MOU Belen	0.00	373.50	0.00	0.00
145906 - Contract -Pharmaceutical Admin	0.00	0.00	0.00	0.00
145908 - Veterinary Care	0.00	103.02	0.00	0.00
146009 - Office Equipment	4,123.77	0.00	0.00	0.00
146010 - Office Supplies	3,514.06	0.00	130.00	0.00
146011 - FD Supplies	0.00	0.00	0.00	0.00
146013 - Printer Supplies	696.97	0.00	0.00	0.00
146014 - Tools & Supplies	104.47	0.00	0.00	0.00
146015 - Election	0.00	0.00	0.00	0.00
146016 - EMS - EMS Supplies	0.00	0.00	0.00	0.00
146030 - Equipment and Tools	692.41	0.00	0.00	0.00
146031 - FD Equipment	0.00	0.00	0.00	0.00
146032 - EMS Equipment	0.00	0.00	0.00	0.00
146900 - Public Works Supplies/Labor	0.00	0.00	0.00	0.00
146910 - Trash Clean-up/disposal	0.00	0.00	0.00	0.00
146930 - Health Fair	183.48	0.00	0.00	0.00
147040 - Staff Training	2,885.00	0.00	0.00	0.00
147060 - Insurance (non-employees)	6,417.96	0.00	0.00	0.00
147061 - Insurance - Fire Group	0.00	0.00	0.00	0.00
147062 - Insurance - Property	480.00	0.00	0.00	0.00
147063 - Insurance -Multi-line Ins. Pool	0.00	0.00	0.00	0.00
147070 - Postage and Mail Services	273.54	0.00	341.01	0.00
147080 - Printing/Publishing (Inc, Ads)	4,115.56	0.00	88.22	0.00
147086 - Fire Dept Promotional	0.00	0.00	0.00	0.00
147130 - Rent Land/Buildings	0.00	0.00	0.00	0.00
147140 - Subscriptions and Duas	1,010.12	0.00	0.00	0.00
147145 - Books and Manuals	49.76	0.00	0.00	0.00
147150 - Telephone	4,352.57	0.00	0.00	0.00
147160 - Utilities - Office	10,382.38	0.00	0.00	0.00
147162 - Utilities-Fire Dept	164.00	0.00	0.00	0.00
147170 - Street Light Repair	11.91	0.00	0.00	0.00
147210 - Workers Compensation Premiums	683.00	0.00	0.00	0.00
148020 - Equipment and Machinery	0.00	0.00	0.00	0.00
148022 - Uniforms	0.00	0.00	50.00	0.00
148030 - Furniture and Fixtures	405.84	0.00	0.00	0.00
148040 - FinancialAdministration Fees	21.22	0.00	0.00	0.00
Total Expense	183,350.28	476.52	10,090.16	31,742.00
Net Ordinary Income	-183,350.28	-476.52	-10,090.16	-31,742.00
Other Income/Expense				
Other Income				
900017 - Capital Outlay Transfer In	0.00	0.00	0.00	0.00
Total Other Income	0.00	0.00	0.00	0.00
Other Expense				
900002 - General Fund-Transfer Out	0.00	0.00	0.00	0.00
Total Other Expense	0.00	0.00	0.00	0.00
Net Other Income	0.00	0.00	0.00	0.00
Net Income	-183,350.28	-476.52	-10,090.16	-31,742.00

The City of Rio Communities

Profit & Loss by Class

July 2015 through June 2016

	05 Public Safety - Other (05 Public Safety)	Total 05 Public Safety (101 General Fund)	06 Street (101 General Fund)	10 Economic Development (101 General Fund)
Ordinary Income/Expense				
Income				
131000 · Property Tax - 2.75 Mill Levy	0.00	0.00	0.00	0.00
131100 · Franchise Fees	0.00	0.00	0.00	0.00
131115 · Rent/Utility Reimbursement	0.00	0.00	0.00	0.00
131220 · Combined Fuel Tax Distribution	0.00	0.00	0.00	0.00
131230 · GRT Environmental	0.00	0.00	0.00	0.00
131240 · GRT - Infrastructure	0.00	0.00	0.00	0.00
131250 · GRT - Municipal (Local option)	0.00	0.00	0.00	0.00
132410 · GRT State (&IT,MED)	0.00	0.00	0.00	0.00
132740 · Legislative Appropriations	0.00	0.00	0.00	0.00
133900 · Licenses & Permits - Business	0.00	0.00	0.00	0.00
133910 · Licenses & Permits - Dog	0.00	0.00	0.00	0.00
133920 · Licenses & Permits - Building	0.00	0.00	0.00	0.00
133930 · Licenses & Permits - Road Cuts	0.00	0.00	0.00	0.00
133940 · Licenses & Permits - misc	0.00	0.00	0.00	0.00
134020 · Small Cities Assistance	0.00	0.00	0.00	0.00
138120 · Miscellaneous Revenue	0.00	0.00	0.00	0.00
138141 · State Fire Marshall Allotment	0.00	0.00	0.00	0.00
138142 · Wildland Reimbursement	0.00	0.00	0.00	0.00
138143 · State EMS Fund	0.00	0.00	0.00	0.00
138144 · NM Fire Protection Grant	0.00	0.00	0.00	0.00
Total Income	0.00	0.00	0.00	0.00
Gross Profit				
	0.00	0.00	0.00	0.00
Expense				
Void				
141020 · Payroll Expenses	0.00	0.00	0.00	0.00
141021 · Payroll expenses-Manager	0.00	0.00	0.00	0.00
141022 · Payroll Expense-Clerk	0.00	0.00	0.00	0.00
141023 · Payroll Expense-Code Enforcer	0.00	7,809.11	0.00	0.00
141024 · Payroll Expense-Treasurer	0.00	0.00	0.00	0.00
141025 · Payroll expense - Judge	0.00	0.00	0.00	0.00
141026 · Payroll expense - Deputy Clerk	0.00	0.00	0.00	0.00
141027 · Payroll expense - Finance Clerk	0.00	0.00	0.00	0.00
142010 · FICA SSI (OASDI)	0.00	458.42	0.00	0.00
142020 · FICA Medicare	0.00	108.85	0.00	0.00
142060 · Employee Nominal Fee	0.00	100.00	0.00	0.00
142070 · Unemployment Insurance	0.00	0.00	0.00	0.00
142080 · Workers Compensation	0.00	0.00	0.00	0.00
143900 · Travel/Hotel/Per Diem	0.00	0.00	0.00	0.00
143920 · Economic Development	0.00	0.00	0.00	135.00
143950 · Gas & Oil for Vehicles	0.00	176.10	0.00	0.00
143960 · Vehicle Repair	0.00	819.00	0.00	0.00
143970 · Car Expense	0.00	132.35	0.00	0.00
144010 · Building- structure/maintenance	0.00	0.00	0.00	0.00
144011 · Construction Projects	0.00	0.00	0.00	0.00
144015 · Ground/ROW Maintenance & Imp.	0.00	0.00	0.00	0.00
144020 · Equipment Maintenance & Repair	0.00	0.00	0.00	0.00
145010 · Audit Contract	0.00	0.00	0.00	0.00
145020 · Attorneys Fees	0.00	0.00	0.00	0.00
145030 · Professional Services	0.00	96.50	0.00	0.00
145902 · Contract -CSA County	0.00	6.00	0.00	0.00
145903 · Contract -VRECC Dispatch	0.00	31,742.00	0.00	0.00
145904 · Contract -MOU Belen	0.00	373.50	0.00	0.00
145906 · Contract -Pharmaceutical Admin	318.78	318.76	0.00	0.00
145908 · Vatarinary Care	0.00	103.02	0.00	0.00
146009 · Office Equipment	0.00	0.00	0.00	0.00
146010 · Office Supplies	0.00	130.00	0.00	0.00
146011 · FD Supplies	0.00	0.00	0.00	0.00
146013 · Printer Supplies	0.00	0.00	0.00	0.00
146014 · Tools & Supplies	0.00	0.00	0.00	0.00
146015 · Election	0.00	0.00	0.00	0.00
146016 · EMS - EMS Supplies	0.00	0.00	0.00	0.00
146030 · Equipment and Tools	0.00	0.00	0.00	0.00
146031 · FD Equipment	0.00	0.00	0.00	0.00
146032 · EMS Equipment	0.00	0.00	0.00	0.00
146900 · Public Works Supplies/Labor	0.00	0.00	7,202.12	0.00
146910 · Trash Clean-up/disposal	0.00	0.00	0.00	0.00
146930 · Health Fair	0.00	0.00	0.00	0.00
147040 · Staff Training	0.00	0.00	0.00	0.00
147060 · Insurance (non-employees)	0.00	0.00	0.00	0.00
147061 · Insurance - Fire Group	0.00	0.00	0.00	0.00
147062 · Insurance - Property	0.00	0.00	0.00	0.00
147063 · Insurance -Multi-line Ins. Pool	0.00	0.00	0.00	0.00
147070 · Postage and Mail Services	0.00	0.00	0.00	0.00
147080 · Printing/Publishing (Inc. Ads)	0.00	341.91	0.00	0.00
147085 · Fire Dept Promotional	0.00	68.22	0.00	0.00
147130 · Rent Land/Buildings	0.00	0.00	0.00	0.00
147140 · Subscriptions and Dues	0.00	0.00	0.00	0.00
147145 · Books and Manuals	0.00	0.00	0.00	18.00
147150 · Telephone	0.00	0.00	0.00	0.00
147160 · Utilities - Office	0.00	0.00	0.00	0.00
147162 · Utilities-Fire Dept	0.00	0.00	0.00	0.00
147170 · Street Light Repair	0.00	0.00	0.00	0.00
147210 · Workers Compensation Premiums	0.00	0.00	7,503.92	0.00
148020 · Equipment and Machinery	0.00	0.00	0.00	0.00
148022 · Uniforms	0.00	0.00	0.00	0.00
148030 · Furniture and Fixtures	0.00	50.00	0.00	0.00
148040 · FinancialAdministration Fees	0.00	0.00	0.00	0.00
Total Expense	318.78	42,627.44	15,006.04	153.00
Net Ordinary Income	-318.78	-42,627.44	-15,006.04	-153.00
Other Income/Expense				
Other Income				
900017 · Capital Outlay Transfer In	0.00	0.00	0.00	0.00
Total Other Income	0.00	0.00	0.00	0.00
Other Expense				
900002 · General Fund-Transfer Out	0.00	0.00	0.00	0.00
Total Other Expense	0.00	0.00	0.00	0.00
Net Other Income	0.00	0.00	0.00	0.00
Net Income	-318.78	-42,627.44	-15,006.04	-153.00

The City of Rio Communities

Profit & Loss by Class

July 2015 through June 2016

	11 Transfer In/Out (101 General Fund)	Total 101 General Fund	202 Environmental GRT Fund	206 EMS Fund Act Fund
Ordinary Income/Expense				
Income				
131000 · Property Tax - 2.75 Mill Levy	0.00	203,979.78	0.00	0.00
131100 · Franchise Fees	0.00	49,487.40	0.00	0.00
131115 · Rent/Utility Reimbursement	0.00	6,180.13	0.00	0.00
131220 · Combined Fuel Tax Distribution	0.00	0.00	0.00	0.00
131230 · GRT Environmental	0.00	0.00	9,110.70	0.00
131240 · GRT - Infrastructure	0.00	18,371.17	0.00	0.00
131250 · GRT - Municipal (Local option)	0.00	86,274.75	0.00	0.00
132410 · GRT State (&T, MED)	0.00	187,499.54	0.00	0.00
132740 · Legislative Appropriations	0.00	0.00	0.00	0.00
133900 · Licenses & Permits - Business	0.00	2,080.00	0.00	0.00
133910 · Licenses & Permits - Dog	0.00	47.00	0.00	0.00
133920 · Licenses & Permits - Building	0.00	1,200.00	0.00	0.00
133930 · Licenses & Permits - Road Cuts	0.00	0.00	0.00	0.00
133940 · Licenses & Permits - misc	0.00	75.00	0.00	0.00
134020 · Small Cities Assistance	0.00	185,154.36	0.00	0.00
138120 · Miscellaneous Revenue	0.00	3,674.53	0.00	0.00
138141 · State Fire Marshall Allotment	0.00	0.00	0.00	0.00
138142 · Wildland Reimbursement	0.00	0.00	0.00	0.00
138143 · State EMS Fund	0.00	0.00	0.00	20,117.00
138144 · NM Fire Protection Grant	0.00	0.00	0.00	0.00
Total Income	0.00	744,023.86	9,110.70	20,117.00
Gross Profit	0.00	744,023.86	9,110.70	20,117.00
Expense				
141020 · Payroll Expenses	0.00	0.00	0.00	0.00
141021 · Payroll expenses-Manager	0.00	1,448.33	0.00	0.00
141022 · Payroll Expense-Clerk	0.00	50,846.10	0.00	0.00
141023 · Payroll Expense-Code Enforcer	0.00	25,740.00	0.00	0.00
141024 · Payroll Expense-Treasurer	0.00	7,809.11	0.00	0.00
141025 · Payroll expense - Judge	0.00	7,866.50	0.00	0.00
141026 · Payroll expense - Deputy Clerk	0.00	2,800.00	0.00	0.00
141027 · Payroll expense - Finance Clerk	0.00	7,388.26	0.00	0.00
142010 · FICA SSI (OASDI)	0.00	7,556.77	0.00	0.00
142020 · FICA Medicare	0.00	6,808.02	0.00	0.00
142060 · Employee Nominal Fee	0.00	1,582.18	0.00	0.00
142070 · Unemployment Insurance	0.00	2,800.00	0.00	0.00
142080 · Workers Compensation	0.00	2,852.24	0.00	0.00
143900 · Travel/Hotel/Per Diem	0.00	43.00	0.00	0.00
143920 · Economic Development	0.00	2,811.93	0.00	0.00
143950 · Gas & Oil for Vehicles	0.00	135.00	0.00	0.00
143960 · Vehicle Repair	0.00	176.10	0.00	0.00
143970 · Car Expense	0.00	619.00	0.00	0.00
144010 · Building- structure/maintenance	0.00	132.95	0.00	0.00
144011 · Construction Projects	0.00	563.18	0.00	0.00
144015 · Ground/ROW Maintenance & Imp.	0.00	0.00	0.00	0.00
144020 · Equipment Maintenance & Repair	0.00	322.31	0.00	0.00
145010 · Audit Contract	0.00	0.00	0.00	1,085.00
145020 · Attorneys Fees	0.00	16,078.12	0.00	0.00
145030 · Professional Services	0.00	1,884.35	0.00	0.00
145902 · Contract -CSA County	0.00	1,866.50	0.00	210.74
145903 · Contract -VRECC Dispatch	0.00	7,576.00	0.00	0.00
145904 · Contract -MOU Balen	0.00	31,742.00	0.00	0.00
145906 · Contract -Pharmaceutical Admin	0.00	373.50	0.00	0.00
145908 · Contract -Veterinary Care	0.00	318.76	0.00	0.00
146009 · Office Equipment	0.00	103.02	0.00	0.00
146010 · Office Supplies	0.00	4,123.77	0.00	0.00
146011 · PD Supplies	0.00	3,644.06	0.00	0.00
146013 · Printer Supplies	0.00	0.00	0.00	0.00
146014 · Tools & Supplies	0.00	898.97	0.00	0.00
146015 · Election	0.00	104.47	0.00	0.00
146016 · EMS - EMS Supplies	0.00	3,057.64	0.00	0.00
146030 · Equipment and Tools	0.00	0.00	0.00	3,673.59
146031 · PD Equipment	0.00	692.41	0.00	0.00
146032 · EMS Equipment	0.00	0.00	0.00	0.00
146900 · Public Works Supplies/Labor	0.00	0.00	0.00	12,577.24
146910 · Trash Clean-up/disposal	0.00	7,292.12	0.00	0.00
146930 · Health Fair	0.00	0.00	2,511.26	0.00
147040 · Staff Training	0.00	183.48	0.00	0.00
147060 · Insurance (non-employee)	0.00	5,685.00	0.00	1,830.80
147061 · Insurance - Fire Group	0.00	8,417.98	0.00	0.00
147062 · Insurance - Property	0.00	0.00	0.00	0.00
147063 · Insurance -Multi-line Ins. Pool	0.00	480.09	0.00	0.00
147070 · Postage and Mail Services	0.00	0.00	0.00	0.00
147080 · Printing/Publishing (Inc. Ads)	0.00	725.95	0.00	0.00
147086 · Fire Dept Promotional	0.00	4,950.17	0.00	0.00
147130 · Rent Land/Bldings	0.00	0.00	0.00	0.00
147140 · Subscriptions and Dues	0.00	0.00	0.00	0.00
147145 · Books and Manuals	0.00	1,088.12	0.00	0.00
147150 · Telephone	0.00	49.78	0.00	0.00
147160 · Utilities - Office	0.00	4,352.57	0.00	0.00
147162 · Utilities-Fire Dept	0.00	10,382.38	0.00	0.00
147170 · Street Light Repair	0.00	184.08	0.00	0.00
147210 · Workers Compensation Premiums	0.00	7,815.83	0.00	0.00
148020 · Equipment and Machinery	0.00	653.00	0.00	0.00
148022 · Uniforms	0.00	0.00	0.00	0.00
148030 · Furniture and Fixtures	0.00	50.00	0.00	0.00
148040 · FinancialAdministration Fees	0.00	405.84	0.00	0.00
	0.00	21.22	0.00	0.00
Total Expense	0.00	252,570.99	2,511.26	19,387.17
Net Ordinary Income	0.00	491,452.67	6,599.44	729.83
Other Income/Expense				
Other Income				
900017 · Capital Outlay Transfer In	0.00	0.00	0.00	0.00
Total Other Income	0.00	0.00	0.00	0.00
Other Expense				
900002 · General Fund-Transfer Out	200,000.00	200,000.00	0.00	0.00
Total Other Expense	200,000.00	200,000.00	0.00	0.00
Net Other Income	-200,000.00	-200,000.00	0.00	0.00
Net Income	-200,000.00	291,452.67	6,599.44	729.83

The City of Rio Communities

Profit & Loss by Class

July 2015 through June 2016

	209 Fire Protection Fund	211 LEPP-Law Enforce Protect Fu	216 Municipal Street Fund	300 Capital Projects Fund
Ordinary Income/Expense				
Income				
131000 · Property Tax - 2.75 Mill Levy	0.00	0.00	0.00	0.00
131100 · Franchise Fees	0.00	0.00	0.00	0.00
131115 · Rent/Utility Reimbursement	0.00	0.00	0.00	0.00
131220 · Combined Fuel Tax Distribution	0.00	0.00	0.00	0.00
131230 · GRT Environmental	0.00	0.00	18,576.94	0.00
131240 · GRT - Infrastructure	0.00	0.00	0.00	0.00
131260 · GRT - Municipal (Local option)	0.00	0.00	0.00	0.00
132410 · GRT State (S&T,MED)	0.00	0.00	0.00	0.00
132740 · Legislative Appropriations	0.00	0.00	0.00	0.00
133900 · Licenses & Permits - Business	0.00	0.00	0.00	200,000.00
133910 · Licenses & Permits - Dog	0.00	0.00	0.00	0.00
133920 · Licenses & Permits - Building	0.00	0.00	0.00	0.00
133930 · Licenses & Permits - Road Cuts	0.00	0.00	0.00	0.00
133940 · Licenses & Permits - misc	0.00	0.00	9,114.25	0.00
134020 · Small Cities Assistance	0.00	0.00	0.00	0.00
138120 · Miscellaneous Revenue	200.00	0.00	0.00	0.00
138141 · State Fire Marshal Allotment	155,704.00	0.00	0.00	0.00
138142 · Wildland Reimbursement	2,703.00	0.00	0.00	0.00
138143 · State EMS Fund	0.00	0.00	0.00	0.00
138144 · NM Fire Protection Grant	39,200.00	0.00	0.00	0.00
Total Income	197,807.00	0.00	27,691.19	200,000.00
Gross Profit	197,807.00	0.00	27,691.19	200,000.00
Expense				
141020 · Payroll Expenses	0.00	0.00	0.00	0.00
141021 · Payroll expenses-Manager	0.00	0.00	0.00	0.00
141022 · Payroll Expense-Clerk	0.00	0.00	0.00	0.00
141023 · Payroll Expense-Code Enforcer	0.00	0.00	0.00	0.00
141024 · Payroll Expense-Treasurer	0.00	0.00	0.00	0.00
141025 · Payroll expense - Judge	0.00	0.00	0.00	0.00
141026 · Payroll expense - Deputy Clerk	0.00	0.00	0.00	0.00
141027 · Payroll expense - Finance Clerk	0.00	0.00	0.00	0.00
142010 · FICA SSI (OASDI)	0.00	0.00	0.00	0.00
142020 · FICA Medicare	0.00	0.00	0.00	0.00
142060 · Employee Nominal Fee	0.00	0.00	0.00	0.00
142070 · Unemployment Insurance	0.00	0.00	0.00	0.00
142080 · Workers Compensation	0.00	0.00	0.00	0.00
143900 · Travel/Hotel/Per Diem	2,163.00	0.00	0.00	0.00
143920 · Economic Development	0.00	0.00	0.00	0.00
143950 · Gas & Oil for Vehicles	9,721.29	0.00	0.00	0.00
143960 · Vehicle Repair	2,220.17	0.00	0.00	0.00
143970 · Car Expense	0.00	0.00	0.00	0.00
144010 · Building- structure/maintenance	6,725.87	0.00	0.00	281,407.81
144011 · Construction Projects	0.00	0.00	23,905.28	0.00
144015 · Ground/ROW Maintenance & imp.	0.00	0.00	0.00	2,041.24
144020 · Equipment Maintenance & Repair	5,254.06	0.00	0.00	0.00
145010 · Audit Contract	0.00	0.00	0.00	0.00
145020 · Attorneys Fees	0.00	0.00	0.00	0.00
145030 · Professional Services	324.94	0.00	0.00	0.00
145902 · Contract -CSA County	0.00	20,000.00	0.00	0.00
145903 · Contract -VRECC Dispatch	635.00	0.00	0.00	0.00
145904 · Contract -MOU Belen	0.00	0.00	0.00	0.00
145906 · Contract -Pharmaceutical Admin	0.00	0.00	0.00	0.00
145908 · Veterinary Care	0.00	0.00	0.00	0.00
146009 · Office Equipment	0.00	0.00	0.00	0.00
146010 · Office Supplies	77.00	0.00	0.00	0.00
146011 · PD Supplies	3,215.27	0.00	0.00	0.00
146013 · Printer Supplies	7,802.42	0.00	0.00	0.00
146014 · Tools & Supplies	0.00	0.00	0.00	0.00
146015 · Election	0.00	0.00	0.00	0.00
146016 · EMS - EMS Supplies	49.00	0.00	0.00	0.00
146030 · Equipment and Tools	0.00	0.00	0.00	0.00
146031 · PD Equipment	55,818.12	0.00	0.00	0.00
146032 · EMS Equipment	0.00	0.00	0.00	0.00
146900 · Public Works Supplies/Labor	0.00	0.00	3,202.61	0.00
146910 · Trash Clean-up/disposal	0.00	0.00	0.00	885.00
146930 · Health Fair	0.00	0.00	0.00	0.00
147040 · Staff Training	7,603.00	0.00	0.00	0.00
147060 · Insurance (non-employees)	0.00	0.00	0.00	0.00
147061 · Insurance - Fire Group	11,418.00	0.00	0.00	0.00
147062 · Insurance - Property	0.00	0.00	0.00	0.00
147063 · Insurance -Multi-line Ins. Pool	21,241.01	0.00	0.00	0.00
147070 · Postage and Mail Services	0.00	0.00	0.00	0.00
147080 · Printing/Publishing (Inc. Ads)	0.00	0.00	0.00	0.00
147086 · Fire Dept Promotional	2,225.29	0.00	0.00	0.00
147130 · Rent Land/Bulldings	0.00	0.00	0.00	9,999.99
147140 · Subscriptions and Dues	1,747.00	0.00	0.00	0.00
147145 · Books and Manuals	1,395.28	0.00	0.00	0.00
147150 · Telephone	4,882.51	0.00	0.00	0.00
147160 · Utilities - Office	0.00	0.00	0.00	0.00
147162 · Utilities-Fire Dept	15,044.05	0.00	0.00	0.00
147170 · Street Light Repair	0.00	0.00	0.00	0.00
147210 · Workers Compensation Premiums	0.00	0.00	0.00	0.00
148020 · Equipment and Machinery	1,290.00	0.00	0.00	0.00
148022 · Uniforms	11,001.19	0.00	0.00	0.00
148030 · Furniture and Fixtures	0.00	0.00	0.00	235.82
148040 · Financial Administration Fees	0.00	0.00	0.00	0.00
Total Expense	171,853.86	20,000.00	27,107.89	294,569.96
Net Ordinary Income	25,953.14	-20,000.00	583.30	-94,569.96
Other Income/Expense				
Other Income				
900017 · Capital Outlay Transfer In	0.00	0.00	0.00	200,000.00
Total Other Income	0.00	0.00	0.00	200,000.00
Other Expense				
900002 · General Fund-Transfer Out	0.00	0.00	0.00	0.00
Total Other Expense	0.00	0.00	0.00	0.00
Net Other Income	0.00	0.00	0.00	200,000.00
Net Income	25,953.14	-20,000.00	583.30	105,430.04

Profit & Loss by Class

July 2015 through June 2016

	TOTAL
Ordinary Income/Expense	
Income	
131000 · Property Tax - 2.75 Mill Levy	203,979.78
131100 · Franchise Fees	49,487.40
131115 · Rent/Utility Reimbursement	6,190.13
131220 · Combined Fuel Tax Distribution	18,576.94
131230 · GRT Environmental	9,110.70
131240 · GRT - Infrastructure	18,371.17
131250 · GRT - Municipal (Local option)	88,274.75
132410 · GRT State (&IT MED)	187,499.54
132740 · Legislative Appropriations	200,000.00
133900 · Licenses & Permits - Business	2,080.00
133910 · Licenses & Permits - Dog	47.00
133920 · Licenses & Permits - Building	1,200.00
133930 · Licenses & Permits - Road Cuts	9,114.25
133940 · Licenses & Permits - misc	75.00
134020 · Small Cities Assistance	185,154.39
138120 · Miscellaneous Revenue	3,874.53
138141 · State Fire Marshall Allotment	155,704.00
138142 · Wildland Reimbursement	2,703.00
138143 · State EMS Fund	20,117.00
138144 · NM Fire Protection Grant	39,200.00
Total Income	1,198,749.55
Gross Profit	1,198,749.55
Expense	
Void	0.00
141020 · Payroll Expenses	1,448.33
141021 · Payroll expenses-Manager	50,846.10
141022 · Payroll Expense-Clerk	25,740.00
141023 · Payroll Expense-Code Enforcer	7,809.11
141024 · Payroll Expense-Treasurer	7,666.50
141025 · Payroll expense - Judge	2,600.00
141026 · Payroll expense - Deputy Clerk	7,398.26
141027 · Payroll expense - Finance Clerk	7,556.77
142010 · FICA SSI (OASDI)	6,808.02
142020 · FICA Medicare	1,592.18
142080 · Employee Nominal Fee	2,800.00
142070 · Unemployment Insurance	2,852.24
142080 · Workers Compensation	43.00
143900 · Travel/Hotel/Per Diem	4,975.23
143920 · Economic Development	135.00
143950 · Gas & Oil for Vehicles	9,897.39
143960 · Vehicle Repair	2,839.17
143970 · Car Expense	132.95
144010 · Building- structure/maintenance	288,696.86
144011 · Construction Projects	23,905.28
144015 · Ground/ROW Maintenance & Imp.	2,363.55
144020 · Equipment Maintenance & Repair	6,349.06
145010 · Audit Contract	16,078.12
145020 · Attorneys Fees	1,894.35
145030 · Professional Services	2,192.18
145902 · Contract -CSA County	27,575.00
145903 · Contract -VRECC Dispatch	32,377.00
145904 · Contract -MOU Beien	373.50
145906 · Contract -Pharmaceutical Admin	318.76
145908 · Veterinary Care	103.02
146009 · Office Equipment	4,123.77
146010 · Office Supplies	3,721.15
146011 · FD Supplies	3,215.27
146013 · Printer Supplies	8,501.39
146014 · Tools & Supplies	104.47
146015 · Election	3,057.94
146016 · EMS - EMS Supplies	3,722.59
146030 · Equipment and Tools	692.41
146031 · FD Equipment	55,818.12
146032 · EMS Equipment	12,577.24
146900 · Public Works Supplies/Labor	10,404.73
146910 · Trash Clean-up/disposal	3,396.26
146930 · Health Fair	183.48
147040 · Staff Training	15,088.80
147060 · insurance (non-employees)	6,417.96
147061 · Insurance - Fire Group	11,418.00
147062 · Insurance - Property	480.00
147063 · insurance -Multi-line Ins.Pool	21,241.01
147070 · Postage and Mail Services	725.95
147080 · Printing/Publishing (Inc. Ads)	4,950.17
147086 · Fire Dept Promotional	2,226.29
147130 · Rent Land/Buildings	9,999.99
147140 · Subscriptions and Dues	2,835.12
147145 · Books and Manuals	1,445.04
147150 · Telephone	9,235.08
147160 · Utilities - Office	10,382.36
147162 · Utilities-Fire Dept	15,208.11
147170 · Street Light Repair	7,815.83
147210 · Workers Compensation Premiums	653.00
148020 · Equipment and Machinery	1,290.00
148022 · Uniforms	11,051.19
148030 · Furniture and Fixtures	641.76
148040 · FinancialAdministration Fees	21.22
Total Expense	788,001.13
Not Ordinary Income	410,748.42
Other Income/Expense	
Other Income	
900017 · Capital Outlay Transfer In	200,000.00
Total Other Income	200,000.00
Other Expense	
900002 · General Fund-Transfer Out	200,000.00
Total Other Expense	200,000.00
Net Other Income	0.00
Net Income	410,748.42