

STATE OF NEW MEXICO
CITY OF RIO COMMUNITIES
RESOLUTION 2015-26


FY2015 2nd QUARTER FINANCIAL REPORT
YEAR ENDING DECEMBER 31, 2014

- WHEREAS,** the Governing Board in and for the City of Rio Communities, State of New Mexico has developed a budget for fiscal year 2014 – 2015; and
- WHEREAS,** the 2nd quarterly report has been reviewed and approved to ensure its accuracy; and
- WHEREAS,** the official meetings for the review of said documents were duly advertised in compliance with the State Open Meetings Act; and
- WHEREAS,** it is hereby certified that the contents in this report are true and correct to the best of our knowledge and that this report depicts all funds for 2nd quarter FY2015.

NOW THEREFORE, BE IT HEREBY RESOLVED that the governing body of the City of Rio Communities, State of New Mexico hereby approves the 2nd quarterly report for FY 2015 hereinafter described as Attachment "A" and respectfully requests approval from the Local Government Division of the Department of Finance and Administration.

Resolved: In the Regular Board Session this 20th day of January 2015.


City of Rio Communities Governing Body




Mark Gwinn, Mayor



Mary Lee Serna, Councilor Mayor Pro-temp




Margaret (Peggy) Gutjahr, Councilor



Frank Stasi, Councilor



ATTEST:



LaShae Latasa, City Clerk

MUNICIPALITY: Rio Community

DEPARTMENT OF FINANCE AND ADMINISTRATION
LOCAL GOVERNMENT DIVISION

Quarter Ending December 31, 2014

SUBMIT TO LOCAL GOVERNMENT DIVISION NO LATER THAN 30 DAYS
AFTER THE CLOSE OF EACH QUARTER

Prepared by: Marilyn Winters

Marilyn Winters

Signature

01-15-2015

Date

I HEREBY CERTIFY THAT THE CONTENTS IN THIS REPORT ARE TRUE AND CORRECT TO THE BEST OF
MY KNOWLEDGE AND THAT THIS REPORT DEPICTS ALL FUNDS:

Fund #	FUND NAME	BEGINNING CASH BALANCE CURRENT FY (1)	YEAR-TO-DATE TRANSACTIONS					QTR ENDING CASH BALANCE (1)+(2)-(3)+(4)+(5) (6)	INVESTMENTS (7)	CASH + INVESTMENTS (8)	REQUIRED RESERVES (9)	AVAILABLE CASH (8) - (9)
			REVENUES TO DATE (2)	TRANSFERS TO DATE (3)	EXPENDITURES TO DATE (4)	ADJUSTMENTS (5)						
101	GENERAL FUND (GF)	\$94,386	101,360	(5,000)	29,878	0	\$160,868	0	\$160,868	2,490	\$158,378	
201	CORRECTION	\$0	0	0	0	0	\$0	0	\$0		\$0	
202	ENVIRONMENTAL GRANT	\$0	0	0	0	0	\$0	0	\$0		\$0	
206	EMS	\$0	0	0	0	0	\$0	0	\$0		\$0	
207	ENHANCED 911	\$0	0	0	0	0	\$0	0	\$0		\$0	
209	FIRE PROTECTION FUND	\$0	0	0	0	0	\$0	0	\$0		\$0	
211	LEPF	\$0	0	0	0	0	\$0	0	\$0		\$0	
214	LODGERS' TAX	\$0	0	0	0	0	\$0	0	\$0		\$0	
216	MUNICIPAL STREET	\$0	4,430	0	1,792	0	\$2,638	0	\$2,638		\$2,638	
217	RECREATION	\$0	0	0	0	0	\$0	0	\$0		\$0	
218	INTERGOVERNMENTAL GRANT	\$0	6,990	0	6,990	0	\$0	0	\$0		\$0	
219	SENIOR CITIZEN	\$0	0	0	0	0	\$0	0	\$0		\$0	
223	DWI PROGRAM	\$0	0	0	0	0	\$0	0	\$0		\$0	
299	OTHER	\$0	0	0	0	0	\$0	0	\$0		\$0	
300	CAPITAL PROJECT FUNDS	\$0	0	5,000	6,596	0	(\$1,596)	0	(\$1,596)		(\$1,596)	
401	G. O. BONDS	\$0	0	0	0	0	\$0	0	\$0		\$0	
402	REVENUE BONDS	\$0	0	0	0	0	\$0	0	\$0		\$0	
403	DEBT SERVICE OTHER	\$0	0	0	0	0	\$0	0	\$0		\$0	
500	ENTERPRISE FUNDS											
	Water Fund	\$0	0	0	0	0	\$0	0	\$0		\$0	
	Solid Waste	\$0	0	0	0	0	\$0	0	\$0		\$0	
	Waste Water	\$0	0	0	0	0	\$0	0	\$0		\$0	
	Airport	\$0	0	0	0	0	\$0	0	\$0		\$0	
	Ambulance	\$0	0	0	0	0	\$0	0	\$0		\$0	
	Cemetery	\$0	0	0	0	0	\$0	0	\$0		\$0	
	Housing	\$0	0	0	0	0	\$0	0	\$0		\$0	
	Parking	\$0	0	0	0	0	\$0	0	\$0		\$0	
	Other Enterprise (enter fund)	\$0	0	0	0	0	\$0	0	\$0		\$0	
	Other Enterprise (enter fund)	\$0	0	0	0	0	\$0	0	\$0		\$0	
	Other Enterprise (enter fund)	\$0	0	0	0	0	\$0	0	\$0		\$0	
	Other Enterprise (enter fund)	\$0	0	0	0	0	\$0	0	\$0		\$0	
600	INTERNAL SERVICE FUNDS	\$0	0	0	0	0	\$0	0	\$0		\$0	
700	TRUST AND AGENCY FUNDS	\$0	0	0	0	0	\$0	0	\$0		\$0	
GRAND TOTAL		\$94,386	\$112,780	\$0	\$45,256	\$0	\$161,910	\$0	\$161,910	\$2,490	\$159,420	

LAST UPDATE: 1/15/15 12:21 PM

FORM MODIFIED 12/09/08

MUNICIPALITY: Rio Community
 Quarter Ending December 31, 2014
 Prepared by: Marilyn Winters

DEPARTMENT OF FINANCE AND ADMINISTRATION
 LOCAL GOVERNMENT DIVISION
 SUBMIT TO LOCAL GOVERNMENT DIVISION NO LATER THAN 30 DAYS
 AFTER THE CLOSE OF EACH QUARTER

I HEREBY CERTIFY THAT THE CONTENTS IN THIS REPORT ARE TRUE AND CORRECT TO THE BEST OF
 MY KNOWLEDGE AND THAT THIS REPORT DEPICTS ALL FUNDS:

Marilyn Winters
 Signature
 01-15-2015
 Date

Fund #	FUND NAME	BEGINNING CASH BALANCE CURRENT FY (1)	YEAR-TO-DATE TRANSACTIONS					QTR ENDING CASH BALANCE (1)+(2)-(3)+(4)+(5) (6)	CASH + INVESTMENTS (8)	REQUIRED RESERVES (9)	AVAILABLE CASH (8) - (9)
			REVENUES TO DATE (2)	TRANSFERS TO DATE (3)	EXPENDITURES TO DATE (4)	ADJUSTMENTS (5)	INVESTMENTS (7)				
101	GENERAL FUND (GF)	\$94,386	101,360	(5,000)	29,878	0	\$160,868	\$160,868	2,490	\$158,378	
201	CORRECTION	\$0	0	0	0	0	\$0	\$0		\$0	
202	ENVIRONMENTAL GRANT	\$0	0	0	0	0	\$0	\$0		\$0	
206	EMS	\$0	0	0	0	0	\$0	\$0		\$0	
207	ENHANCED 911	\$0	0	0	0	0	\$0	\$0		\$0	
209	FIRE PROTECTION FUND	\$0	0	0	0	0	\$0	\$0		\$0	
211	LEPF	\$0	0	0	0	0	\$0	\$0		\$0	
214	LODGERS TAX	\$0	0	0	0	0	\$0	\$0		\$0	
216	MUNICIPAL STREET	\$0	4,430	0	1,792	0	\$2,638	\$2,638		\$2,638	
217	RECREATION	\$0	0	0	0	0	\$0	\$0		\$0	
218	INTERGOVERNMENTAL GRANT	\$0	6,990	0	6,990	0	\$0	\$0		\$0	
219	SENIOR CITIZEN	\$0	0	0	0	0	\$0	\$0		\$0	
223	DWI PROGRAM	\$0	0	0	0	0	\$0	\$0		\$0	
299	OTHER	\$0	0	0	0	0	\$0	\$0		\$0	
300	CAPITAL PROJECT FUNDS	\$0	0	5,000	6,596	0	(\$1,596)	(\$1,596)		(\$1,596)	
401	G. O. BONDS	\$0	0	0	0	0	\$0	\$0		\$0	
402	REVENUE BONDS	\$0	0	0	0	0	\$0	\$0		\$0	
403	DEBT SERVICE OTHER	\$0	0	0	0	0	\$0	\$0		\$0	
500	ENTERPRISE FUNDS										
	Water Fund	\$0	0	0	0	0	\$0	\$0		\$0	
	Solid Waste	\$0	0	0	0	0	\$0	\$0		\$0	
	Waste Water	\$0	0	0	0	0	\$0	\$0		\$0	
	Airport	\$0	0	0	0	0	\$0	\$0		\$0	
	Ambulance	\$0	0	0	0	0	\$0	\$0		\$0	
	Cemetery	\$0	0	0	0	0	\$0	\$0		\$0	
	Housing	\$0	0	0	0	0	\$0	\$0		\$0	
	Parking	\$0	0	0	0	0	\$0	\$0		\$0	
	Other Enterprise (enter fund)	\$0	0	0	0	0	\$0	\$0		\$0	
	Other Enterprise (enter fund)	\$0	0	0	0	0	\$0	\$0		\$0	
	Other Enterprise (enter fund)	\$0	0	0	0	0	\$0	\$0		\$0	
	Other Enterprise (enter fund)	\$0	0	0	0	0	\$0	\$0		\$0	
600	INTERNAL SERVICE FUNDS	\$0	0	0	0	0	\$0	\$0		\$0	
700	TRUST AND AGENCY FUNDS	\$0	0	0	0	0	\$0	\$0		\$0	
GRAND TOTAL		\$94,386	\$112,780	\$0	\$45,256	\$0	\$161,910	\$161,910	\$2,490	\$159,420	

LAST UPDATE: 1/15/15 12:21 PM

FORM MODIFIED 12/09/08

GENERAL FUND - MUNICIPALITY

COMPARATIVE STATEMENT OF REVENUES AND EXPENDITURES	BUDGETED AMOUNTS			ACTUALS Y-T-D	ENCUMBRAN CES Y-T-D	Variance With Adjusted Budget Positive (Negative)	
	Approved Budget	Budget Adjustments	Adjusted Budget			\$	%
REVENUES							
Taxes:							
Property Tax - Current Year	\$0	\$0	\$0	\$0		\$0	n/a
Property Tax - Delinquent	\$0	\$0	\$0	\$0		\$0	n/a
Property Tax - Penalty & Interest	\$0	\$0	\$0	\$0		\$0	n/a
Oil and Gas - Equipment	\$0	\$0	\$0	\$0		\$0	n/a
Oil and Gas - Production	\$0	\$0	\$0	\$0		\$0	n/a
Franchise Fees	\$0	\$0	\$0	\$0		\$0	n/a
Gross receipts - Local Option	\$170,000	\$0	\$170,000	\$15,638		(\$154,362)	9.20%
Gross Receipts - Infrastructure	\$20,000	\$0	\$20,000	\$7,579		(\$12,421)	37.89%
Gross Receipts - Environment	\$0	\$0	\$0	\$0		\$0	n/a
Gross Receipts - Other Dedication	\$0	\$0	\$0	\$0		\$0	n/a
Intergovernmental -State Shared:							
Gross receipts	\$0	\$0	\$0	\$77,665		\$77,665	n/a
Cigarette Tax	\$0	\$0	\$0	\$0		\$0	n/a
Gas Tax [1 cent]	\$0	\$0	\$0	\$0		\$0	n/a
Gas Tax [2 cent]	\$6,000	\$0	\$6,000	\$0		(\$6,000)	0.00%
Motor Vehicle	\$0	\$0	\$0	\$0		\$0	n/a
Grants - Federal	\$0	\$0	\$0	\$0		\$0	n/a
Grants - State	\$0	\$0	\$0	\$0		\$0	n/a
Grants - Local	\$0	\$0	\$0	\$0		\$0	n/a
Legislative Appropriations	\$0	\$0	\$0	\$0		\$0	n/a
Small Cities Assistance	\$120,000	\$0	\$120,000	\$0		(\$120,000)	0.00%
Licenses and Permits	\$6,000	\$0	\$6,000	\$478		(\$5,522)	7.97%
Charges for Services	\$0	\$0	\$0	\$0		\$0	n/a
Fines and Forfeits	\$6,000	\$0	\$6,000	\$0		(\$6,000)	0.00%
Interest on Investments	\$100	\$0	\$100	\$0		(\$100)	0.00%
Miscellaneous	\$20,350	\$0	\$20,350	\$0		(\$20,350)	0.00%
TOTAL GENERAL FUND REVENUES	\$348,450	\$0	\$348,450	\$101,360		(\$247,090)	29.09%
EXPENDITURES							
Executive-Legislative	\$13,500	\$0	\$13,500	\$8,986	\$0	\$4,514	66.56%
Judicial	\$23,500	\$0	\$23,500	\$0	\$0	\$23,500	0.00%
Elections	\$0	\$0	\$0	\$0	\$0	\$0	n/a
Finance & Administration	\$185,392	\$0	\$185,392	\$18,146	\$0	\$167,246	9.79%
Public Safety	\$60,000	\$0	\$60,000	\$829	\$0	\$59,171	1.38%
Highways & Streets	\$6,000	\$0	\$6,000	\$0	\$0	\$6,000	0.00%
Senior Citizens	\$0	\$0	\$0	\$0	\$0	\$0	n/a
Sanitation	\$3,000	\$0	\$3,000	\$1,917	\$0	\$1,083	63.90%
Health and Welfare	\$0	\$0	\$0	\$0	\$0	\$0	n/a
Culture and Recreation	\$0	\$0	\$0	\$0	\$0	\$0	n/a
Economic Development & Housing	\$1,200	\$0	\$1,200	\$0	\$0	\$1,200	0.00%
Airport	\$0	\$0	\$0	\$0	\$0	\$0	n/a
Other - Miscellaneous	\$0	\$0	\$0	\$0	\$0	\$0	n/a
TOTAL GENERAL FUND EXPENDITURES	\$292,592	\$0	\$292,592	\$29,878	\$0	\$262,714	10.21%
OTHER FINANCING SOURCES							
Transfers In	\$0	\$0	\$0	\$0		\$0	n/a
Transfers (Out)	(\$29,000)	(\$5,000)	(\$34,000)	(\$5,000)		\$29,000	14.71%
TOTAL - OTHER FINANCING SOURCES	(\$29,000)	(\$5,000)	(\$34,000)	(\$5,000)		\$29,000	14.71%
Excess (deficiency) of revenues over expenditures				\$66,482			

MUNICIPALITY: Rio Communities, City of 1 SPECIAL REVENUES - MUNICIPALITY - QUARTERLY REPORT
 Quarter Ending December 31, 2014

SPECIAL REVENUES - RESOURCES	Fund	BUDGET			ACTUALS		Budget Balance	Budget Variance %
		Approved Budget	Resolutions Adj. Budget	Adjusted Budget	Year to Date Total	Encumbrances (expend line only)		
CORRECTIONS REVENUES	201							
Correction Fees	201	0	0	0	0		0	n/a
Miscellaneous	201	0	0	0	0		0	n/a
TOTAL Revenues		0	0	0	0		0	n/a
EXPENDITURES	201	20,000	0	20,000	0	0	20,000	0.00%
OTHER FINANCING SOURCES								
Transfers In	201	20,000	0	20,000	0		(20,000)	0.00%
Transfers (Out)	201	0	0	0	0		0	n/a
TOTAL - OTHER FINANCING SOURCES		20,000	0	20,000	0		(20,000)	0.00%
Excess (deficiency) of revenues over expen	201				0			
ENVIRONMENTAL REVENUES	202							
GRT - Environmental	202	0	0	0	0		0	n/a
Miscellaneous	202	0	0	0	0		0	n/a
TOTAL Revenues		0	0	0	0		0	n/a
EXPENDITURES	202	3,000	0	3,000	0	0	3,000	0.00%
OTHER FINANCING SOURCES								
Transfers In	202	3,000	0	3,000	0		(3,000)	0.00%
Transfers (Out)	202	0	0	0	0		0	n/a
TOTAL - OTHER FINANCING SOURCES		3,000	0	3,000	0		(3,000)	0.00%
Excess (deficiency) of revenues over expen	202				0			
EMS REVENUES	206							
State EMS Grant	206	0	0	0	0		0	n/a
Miscellaneous	206	0	0	0	0		0	n/a
TOTAL Revenues		0	0	0	0		0	n/a
EXPENDITURES	206	0	0	0	0	0	0	n/a
OTHER FINANCING SOURCES								
Transfers In	206	0	0	0	0		0	n/a
Transfers (Out)	206	0	0	0	0		0	n/a
TOTAL - OTHER FINANCING SOURCES		0	0	0	0		0	n/a
Excess (deficiency) of revenues over expen	206				0			
E911 REVENUES	207							
State-E-911 Enhancement	207	0	0	0	0		0	n/a
Network & Data Base Grant	207	0	0	0	0		0	n/a
Miscellaneous	207	0	0	0	0		0	n/a
TOTAL Revenues		0	0	0	0		0	n/a
EXPENDITURES	207	0	0	0	0	0	0	n/a
OTHER FINANCING SOURCES								
Transfers In	207	0	0	0	0		0	n/a
Transfers (Out)	207	0	0	0	0		0	n/a
TOTAL - OTHER FINANCING SOURCES		0	0	0	0		0	n/a
Excess (deficiency) of revenues over expen	207				0			
FIRE PROTECTION REVENUES	209							
State - Fire Marshall Allotment	209	0	0	0	0		0	n/a
Miscellaneous	209	0	0	0	0		0	n/a
TOTAL Revenues		0	0	0	0		0	n/a

MUNICIPALITY: Rio Communities, City of 1 SPECIAL REVENUES - MUNICIPALITY - QUARTERLY REPORT
 Quarter Ending December 31, 2014

SPECIAL REVENUES - RESOURCES	Fund	BUDGET			ACTUALS		Budget Balance	Budget Variance %
		Approved Budget	Resolutions Adj. Budget	Adjusted Budget	Year to Date Total	Encumbrances (expend line only)		
EXPENDITURES	209	0	0	0	0	0	0	n/a
OTHER FINANCING SOURCES								
Transfers In	209	0	0	0	0		0	n/a
Transfers (Out)	209	0	0	0	0		0	n/a
TOTAL - OTHER FINANCING SOURCES		0	0	0	0		0	n/a
Excess (deficiency) of revenues over expen	209				0			
LAW ENFORCEMENT PROTECTION REVENUES	211							
State-Law Enforcement Protection	211	0	0	0	0		0	n/a
Miscellaneous	211	0	0	0	0		0	n/a
TOTAL Revenues		0	0	0	0		0	n/a
EXPENDITURES	211	0	0	0	0	0	0	n/a
OTHER FINANCING SOURCES								
Transfers In	211	0	0	0	0		0	n/a
Transfers (Out)	211	0	0	0	0		0	n/a
TOTAL - OTHER FINANCING SOURCES		0	0	0	0		0	n/a
Excess (deficiency) of revenues over expen	211				0			
LODGERS' TAX REVENUES	214							
Lodgers' Tax	214	0	0	0	0		0	n/a
Miscellaneous	214	0	0	0	0		0	n/a
TOTAL Revenues		0	0	0	0		0	n/a
EXPENDITURES	214	0	0	0	0	0	0	n/a
OTHER FINANCING SOURCES								
Transfers In	214	0	0	0	0		0	n/a
Transfers (Out)	214	0	0	0	0		0	n/a
TOTAL - OTHER FINANCING SOURCES		0	0	0	0		0	n/a
Excess (deficiency) of revenues over expen	214				0			
MUNICIPAL STREET REVENUES	216							
GRT - Infrastructure (1/8 cent)	216	0	0	0	0		0	n/a
GRT - Municipal	216	0	0	0	0		0	n/a
Gasoline Tax - (1 cent / 2 cent)	216	0	0	0	0		0	n/a
Motor Vehicle - Registration (all)	216	0	0	0	0		0	n/a
State Grants	216	6,990	(6,990)	0	0		0	n/a
Federal Grants	216	0	0	0	0		0	n/a
Miscellaneous	216	0	0	0	4,430		4,430	n/a
TOTAL Revenues		6,990	(6,990)	0	4,430		4,430	n/a
EXPENDITURES	216	6,000	0	6,000	1,792	0	4,208	29.87%
OTHER FINANCING SOURCES								
Transfers In	216	6,000	0	6,000	0		(6,000)	0.00%
Transfers (Out)	216	0	0	0	0		0	n/a
TOTAL - OTHER FINANCING SOURCES		6,000	0	6,000	0		(6,000)	0.00%
Excess (deficiency) of revenues over expen	216				2,638			

MUNICIPALITY: Rio Communities, City of 1 SPECIAL REVENUES - MUNICIPALITY - QUARTERLY REPORT
 Quarter Ending December 31, 2014

SPECIAL REVENUES - RESOURCES	Fund	BUDGET			ACTUALS		Budget Balance	Budget Variance %
		Approved Budget	Resolutions Adj. Budget	Adjusted Budget	Year to Date Total	Encumbrances (expend line only)		
RECREATION REVENUES	217							
Cigarette Tax - (1 cent)	217	0	0	0	0		0	n/a
Miscellaneous	217	0	0	0	0		0	n/a
TOTAL Revenues		0	0	0	0		0	n/a
EXPENDITURES	217	0	0	0	0	0	0	n/a
OTHER FINANCING SOURCES								
Transfers In	217	0	0	0	0		0	n/a
Transfers (Out)	217	0	0	0	0		0	n/a
TOTAL - OTHER FINANCING SOURCES		0	0	0	0		0	n/a
Excess (deficiency) of revenues over expen	217				0			
INTERGOVERNMENTAL GRANTS REVENUES	218							
State Grants	218	0	6,990	6,990	6,990		0	100.00%
Federal Grants	218	0	0	0	0		0	n/a
Miscellaneous	218	0	0	0	0		0	n/a
TOTAL Revenues		0	6,990	6,990	6,990		0	100.00%
EXPENDITURES	218	0	0	0	6,990	0	(6,990)	n/a
OTHER FINANCING SOURCES								
Transfers In	218	0	0	0	0		0	n/a
Transfers (Out)	218	0	0	0	0		0	n/a
TOTAL - OTHER FINANCING SOURCES		0	0	0	0		0	n/a
Excess (deficiency) of revenues over expen	218				0			
SENIOR CITIZENS REVENUES	219							
State Grants	219	0	0	0	0		0	n/a
Federal Grants	219	0	0	0	0		0	n/a
Miscellaneous	219	0	0	0	0		0	n/a
TOTAL Revenues		0	0	0	0		0	n/a
EXPENDITURES	219	0	0	0	0	0	0	n/a
OTHER FINANCING SOURCES								
Transfers In	219	0	0	0	0		0	n/a
Transfers (Out)	219	0	0	0	0		0	n/a
TOTAL - OTHER FINANCING SOURCES		0	0	0	0		0	n/a
Excess (deficiency) of revenues over expen	219				0			
DWI REVENUES	223							
State - Formula Distribution (DFA)	223	0	0	0	0		0	n/a
State - Local Grant (DFA)	223	0	0	0	0		0	n/a
State Other	223	0	0	0	0		0	n/a
Federal Grants	223	0	0	0	0		0	n/a
Miscellaneous	223	0	0	0	0		0	n/a
TOTAL Revenues		0	0	0	0		0	n/a
EXPENDITURES	223	0	0	0	0	0	0	n/a
OTHER FINANCING SOURCES								
Transfers In	223	0	0	0	0		0	n/a
Transfers (Out)	223	0	0	0	0		0	n/a
TOTAL - OTHER FINANCING SOURCES		0	0	0	0		0	n/a
Excess (deficiency) of revenues over expen	223				0			

MUNICIPALITY: Rio Communities, City of 1 SPECIAL REVENUES - MUNICIPALITY - QUARTERLY REPORT
 Quarter Ending December 31, 2014

SPECIAL REVENUES - RESOURCES	Fund	BUDGET			ACTUALS		Budget Balance	Budget Variance %
		Approved Budget	Resolutions Adj. Budget	Adjusted Budget	Year to Date Total	Encumbrances (expend line only)		
OTHER - SPECIAL	299							
REVENUES	299	0	0	0	0		0	n/a
EXPENDITURES	299	0	0	0	0	0	0	n/a
TOTAL -OTHER FINANCING SOURCES	299	0	0	0	0		0	n/a
Excess (deficiency) of revenues over expen	299				0			

CAPITAL PROJECTS

COMPARATIVE STATEMENT OF REVENUES AND EXPENDITURES	BUDGETED AMOUNTS			ACTUALS Y-T-D	ENCUMBRAN CES Y-T-D	Variance With Adjusted Budget Positive (Negative)	
	Approved Budget	Budget Adjustments	Adjusted Budget			\$	%
REVENUES							
GRT- Dedication	\$0	\$0	\$0	\$0		\$0	n/a
GRT- Infrastructure	\$0	\$0	\$0	\$0		\$0	n/a
Bond Proceeds	\$0	\$0	\$0	\$0		\$0	n/a
State Grants	\$0	\$0	\$0	\$0		\$0	n/a
CDBG funding	\$0	\$0	\$0	\$0		\$0	n/a
State Grants	\$0	\$0	\$0	\$0		\$0	n/a
Federal Grants (other)	\$0	\$0	\$0	\$0		\$0	n/a
Legislative Appropriations	\$200,000	\$0	\$200,000	\$0		(\$200,000)	0.00%
Investment Income	\$0	\$0	\$0	\$0		\$0	n/a
Miscellaneous	\$0	\$0	\$0	\$0		\$0	n/a
TOTAL CAPITAL PROJECTS REVENUES	\$200,000	\$0	\$200,000	\$0		(\$200,000)	0.00%
EXPENDITURES							
Parks/Recreation	\$0	\$0	\$0	\$0	\$0	\$0	n/a
Housing	\$0	\$0	\$0	\$0	\$0	\$0	n/a
Equipment & Buildings	\$200,000	\$0	\$200,000	\$6,596	\$0	\$193,404	3.30%
Facilities	\$0	\$0	\$0	\$0	\$0	\$0	n/a
Transit	\$0	\$0	\$0	\$0	\$0	\$0	n/a
Utilities	\$0	\$0	\$0	\$0	\$0	\$0	n/a
Airports	\$0	\$0	\$0	\$0	\$0	\$0	n/a
Infrastructure	\$0	\$0	\$0	\$0	\$0	\$0	n/a
Debt Service Payments (P&I)-GO Bonds	\$0	\$0	\$0	\$0	\$0	\$0	n/a
Debt Service Payments (P&I)-Rev. Bonds	\$0	\$0	\$0	\$0	\$0	\$0	n/a
Other	\$0	\$0	\$0	\$0	\$0	\$0	n/a
TOTAL CAPITAL PROJECTS EXPENDITURE	\$200,000	\$0	\$200,000	\$6,596	\$0	\$193,404	3.30%
OTHER FINANCING SOURCES							
Transfers In	\$0	\$5,000	\$5,000	\$5,000		\$0	100.00%
Transfers (Out)	\$0	\$0	\$0	\$0		\$0	n/a
TOTAL - OTHER FINANCING SOURCES	\$0	\$5,000	\$5,000	\$5,000		\$0	100.00%
Excess (deficiency) of revenues over expenditures				(\$1,596)			

DEPARTMENT OF FINANCE AND ADMINISTRATION
LOCAL GOVERNMENT DIVISION
QUARTERLY REPORT

MUNICIPALITY: Rio Communities, City
Quarter Ending December 31, 2014

Schedule of Investments:
(Includes all Cash Accounts)

Type of Investment	CORC (DFA) Fund Number	Investment Date	Maturity Date	Source (Bank or Fiscal Agent)	Reconciled Book Value	Market Value
OPERATING ACCOUNTS						
Checking Account	101 (101)			My Bank	\$143,613	\$143,613
Petty Cash	101 (101)				\$30	\$30
					\$0	\$0
PROJECT ACCOUNTS						
					\$0	\$0
					\$0	\$0
DEBT SERVICE ACCOUNTS						
					\$0	\$0
					\$0	\$0
RESERVE ACCOUNTS						
General Fund (1/12)	101 (101)			My Bank	\$18,483	\$18,483
					\$0	\$0
TRUST ACCOUNTS						
					\$0	\$0
					\$0	\$0
GRAND TOTAL					\$162,126	\$162,126